



Step 1

Open the app on your mobile device.




Step 2


Sign in to your account using your email address and password you set up during registration.



Providers

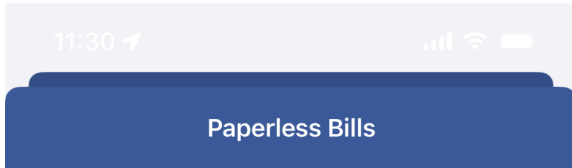
Sign In

 Can't access your account?

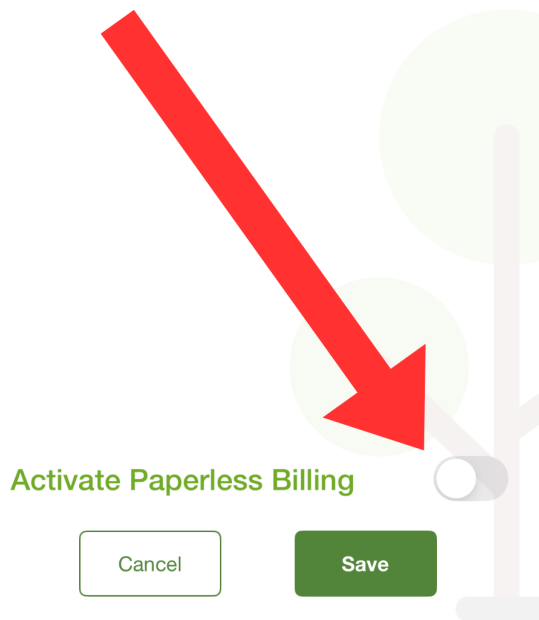
 Don't have an account? Register now.

Step 3

A pop-up will appear prompting to sign up for Paperless Billing. Toggle the slider.



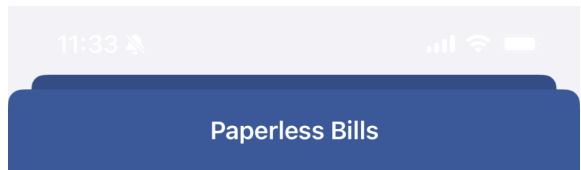
Go Green with Paperless Billing



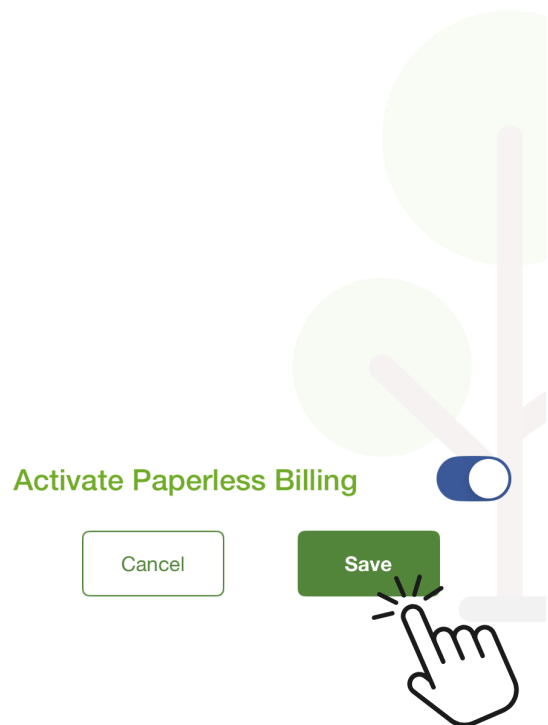
NOTE: This will apply to all accounts registered to this email.

Step 4

After toggling the slider, click save.



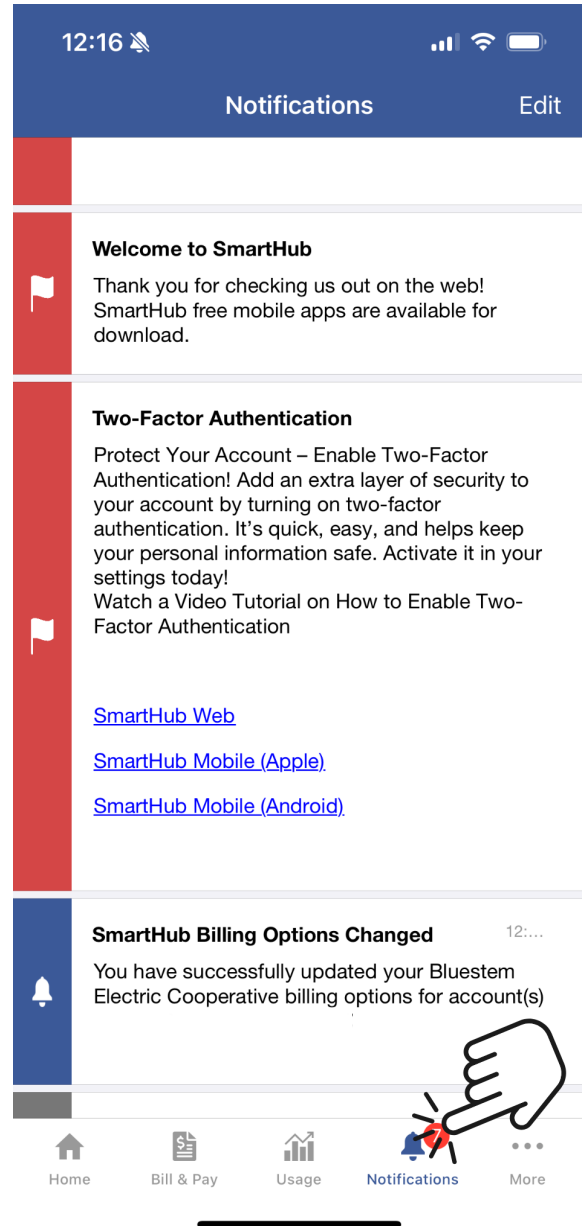
Go Green with Paperless Billing



NOTE: This will apply to all accounts registered to this email.

Congratulations, you have successfully enrolled your account(s) in Paperless Billing!

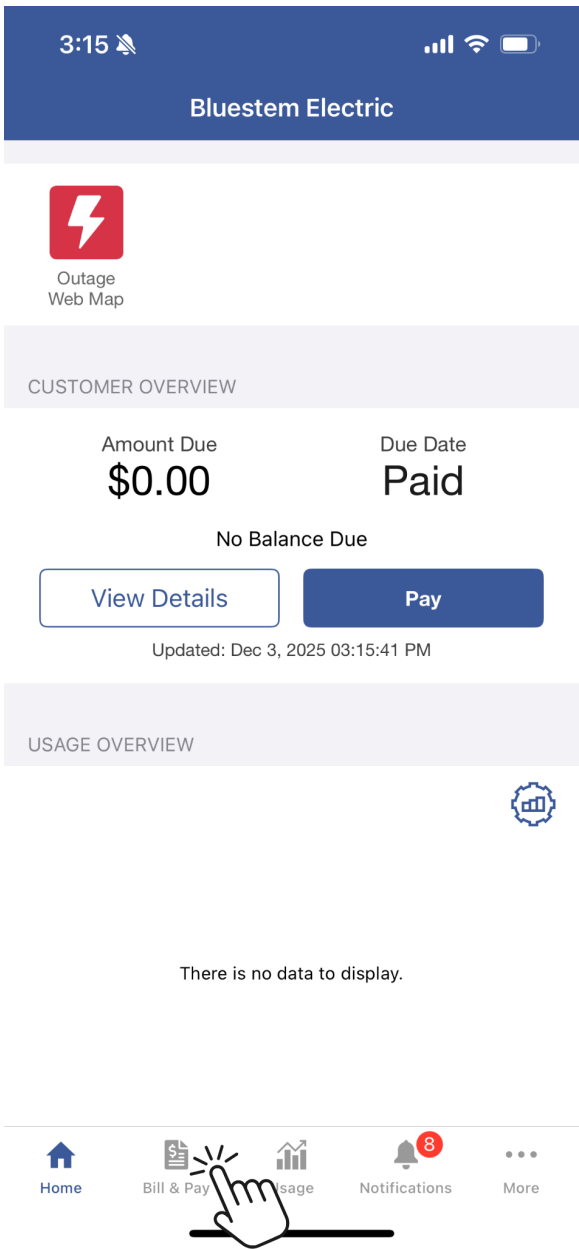
Check your notifications to ensure that your account(s) have been enrolled in Paperless Billing. Click Notifications at the bottom of the SmartHub application, look for the Notification titled **'SmartHub Billing Options Changed'**.



Accessing Electronic Billing Statement

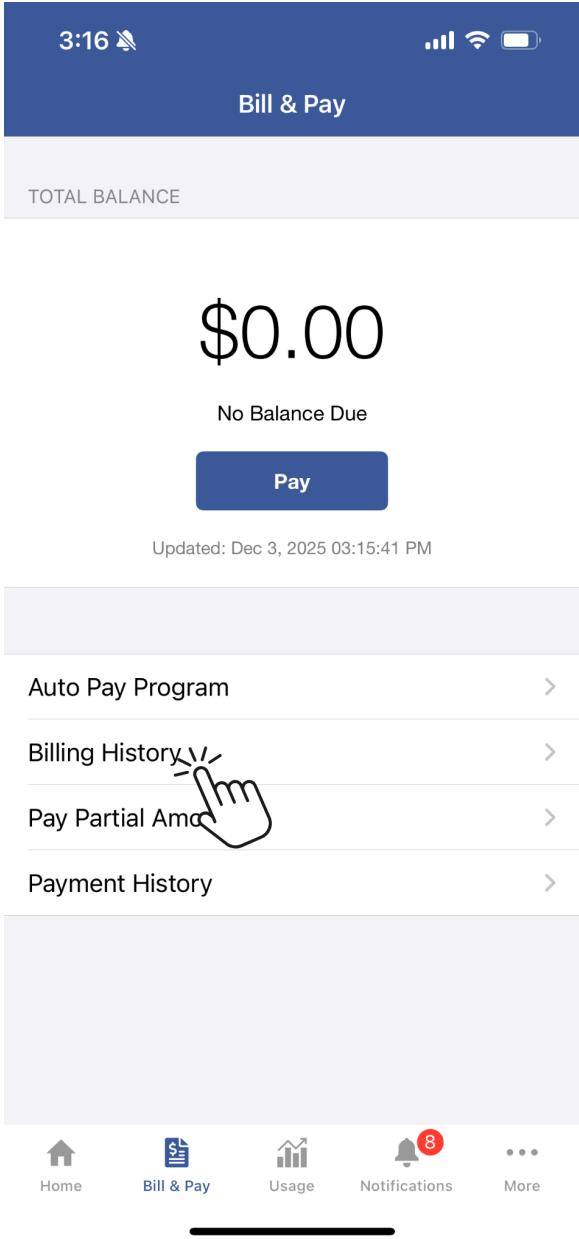
Step 1

Click Bill & Pay



Step 2

Click Billing History



Step 3

Click the paper clip icon next to the month you want to view.

3:32

< Back

Billing History

ACCOUNT DETAILS

Electric – 123456789

JOHN DOE


123 Bluestem Dr

Wamego KS, 66547

VIEW MONTHLY BILLS

ADJUSTMENT


Nov 6, 2025



\$359.54

ADJUSTMENT


Oct 6, 2025



\$441.84

ADJUSTMENT


Sep 5, 2025



\$474.72

ADJUSTMENT


Aug 6, 2025



\$481.06

ADJUSTMENT


Jul 7, 2025



\$437.95


ADJUSTMENT


Jun 5, 2025





\$352.71


Updated: Dec 3, 2025 3:16 PM

Home

Bill & Pay

Usage

Notifications8

More